






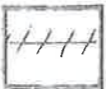




Proposed Property:
Lot 167 Atherton Terrace
Churton Park
Wellington, 6037

- | | | | |
|---|------------------------|---|-------------------------------|
|  | Exposed Concrete |  | Clothesline |
|  | Scribed Concrete |  | 1.0M 50x50 Paling Fence (RS) |
|  | Brushed Concrete |  | 1.2M 50x20 Paling Fence (PG) |
|  | Topsoil with SOE grass |  | 1.5M 150x25 Paling Fence (RS) |
|  | Gate |  | Retaining Wall |



RUSSELL
PROPERTIES

Russell Properties Ltd
 Churton Park Village
 107b Westchester Drive
 Churton Park, Wellington 6037
 Contact: Mike Russell ph:0274 482233
 email: mike@russellproperties.co.nz

Drawn by:
VAR Design,
Vicky Russell
LBP No.: BP115030
Design Class: D1

Wind zone: Extra High
Earthquake zone: 3
Ground: D&E

Plan number: 462
 Amendments:

Drawing title:

Site Plan

Date: 10/06/2019

Drawing Number: **L 01**

Scale: **1:200**