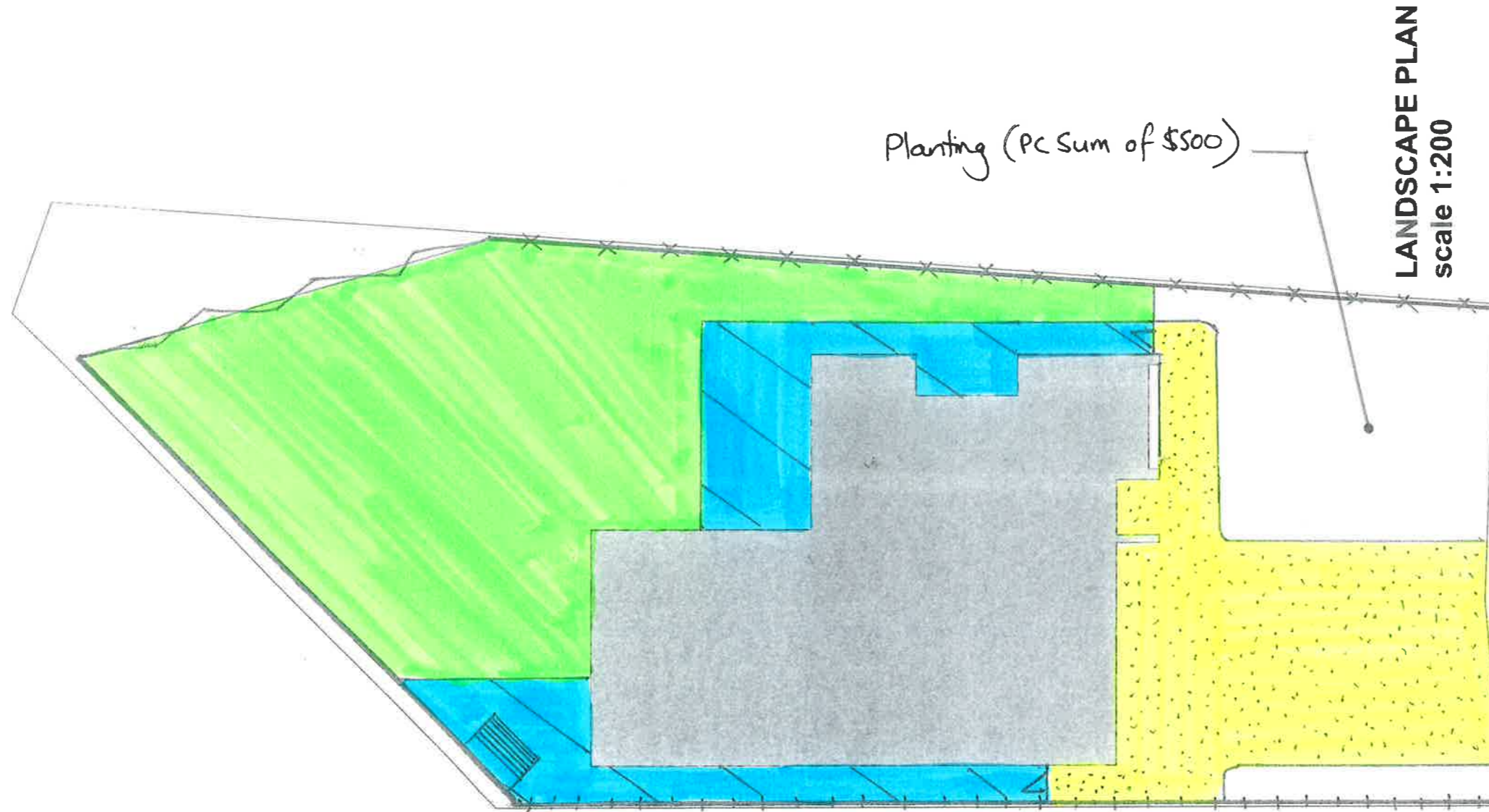













Proposed Property:
 Lot 180 Atherton Terrace
 Churton Park
 Wellington, 6037



-  Exposed Concrete
-  Scribed Concrete
-  Brushed Concrete
-  Topsoil with SOE grass
-  Gate
-  Clothesline
-  1.0M 50x50 Paling Fence (RS)
-  1.2M 50x20 Paling Fence (PG)
-  1.2M 150x25 Paling Fence (RS)
-  1.5M 150x25 Paling Fence (RS)
-  Retaining Wall



Russell Properties Ltd
 Churton Park Village
 107b Westchester Drive
 Churton Park, Wellington 6037
 Contact: Mike Russell ph:0274 482233
 email: mike@russellproperties.co.nz

Drawn by:
VAR Design,
Vicky Russell
 LBP No.: BP115030
 Design Class: D1

Wind zone: Extra High
 Earthquake zone: 3
 Ground: D&E

Plan number: 489
 Amendments:

Drawing title: **Landscape Plan** Date: 10/02/2020

Drawing Number:

Scale: