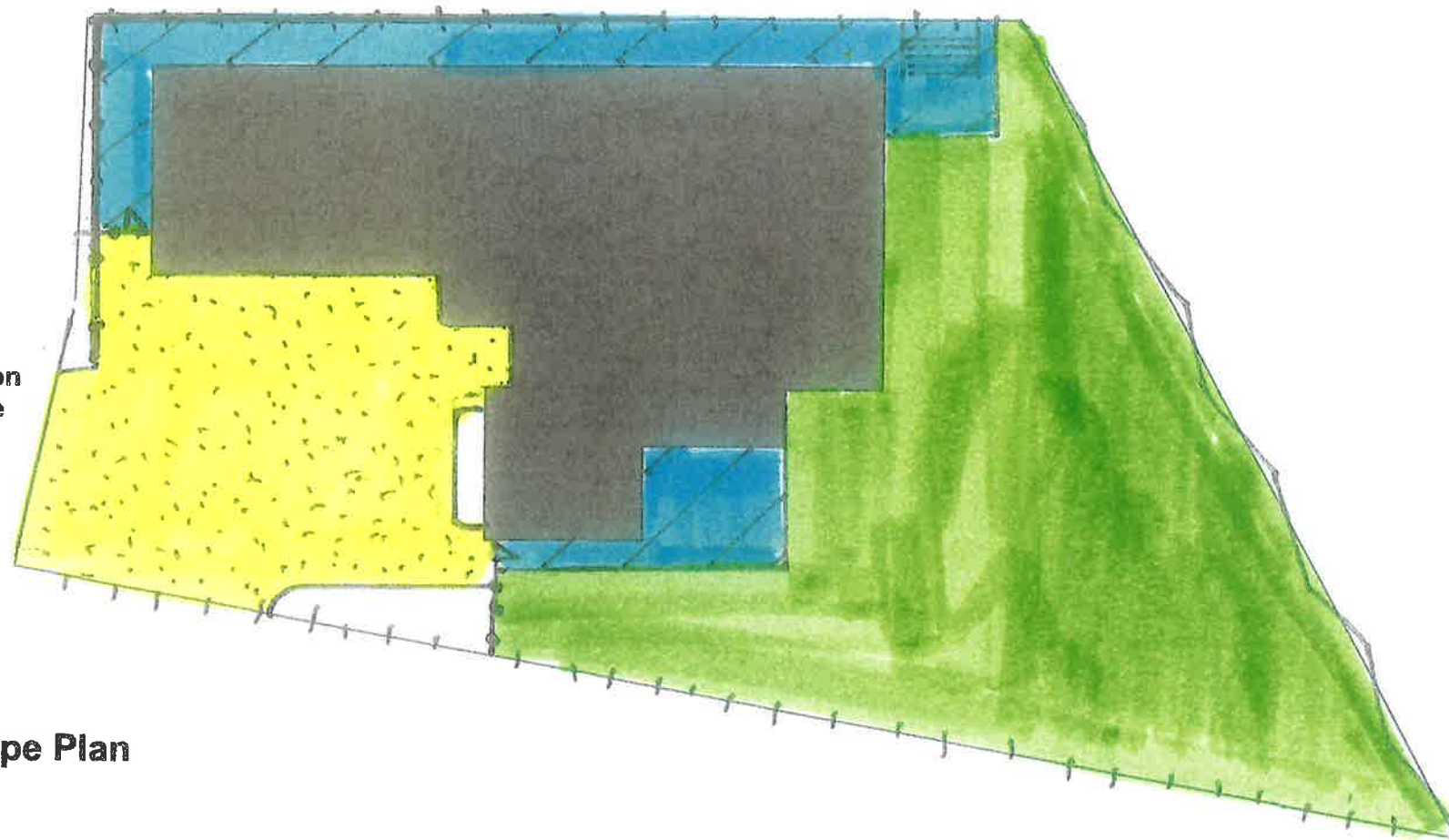








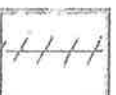



Proposed Property:
Lot 187 Atherton Terrace
Churton Park
Wellington, 6037

Atherton Terrace

Landscape Plan



-  Exposed Concrete
-  Scribed Concrete
-  Brushed Concrete
-  Topsoil with SOE grass
-  Gate
-  Clothesline
-  1.0M 50x50 Paling Fence (RS)
-  1.2M 50x20 Paling Fence (PG)
-  1.5M 150x25 Paling Fence (RS)
-  Retaining Wall

RUSSELL
PROPERTIES

Contact: Mike Russell
 Mobile: 0274 48 22 33
 Office phone: 04 478 4632
 email: mike@russellproperties.co.nz

Drawn by:
VAR Design,
Vicky Russell
LBP No.: BP115030
Design Class: D1

Wind zone: Extra High
Earthquake zone: 3
Ground: D&E

Plan number: 486
Amendments:

Drawing title: **Landscape Plan** **Date:** 28/01/2020

Drawing Number: **Scale:**