





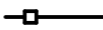




Key

-  Exposed Concrete
-  Brushed Concrete
-  Topsoil with Hydroseed grass
-  Gate
-  Clothesline
-  1.2m 50 or 75 x 25 Paling Fence
-  1.2m 150 x 25 Paling Fence
-  1.0m 50 x 50 Paling Fence
-  Retaining Wall

Materials subject to supply.

Plan based on construction on site from 15/ 06/ 2021

Amendments:

L 01	Issue Date: 15/06/2021
Landscape Plan	
scale: 1:200	