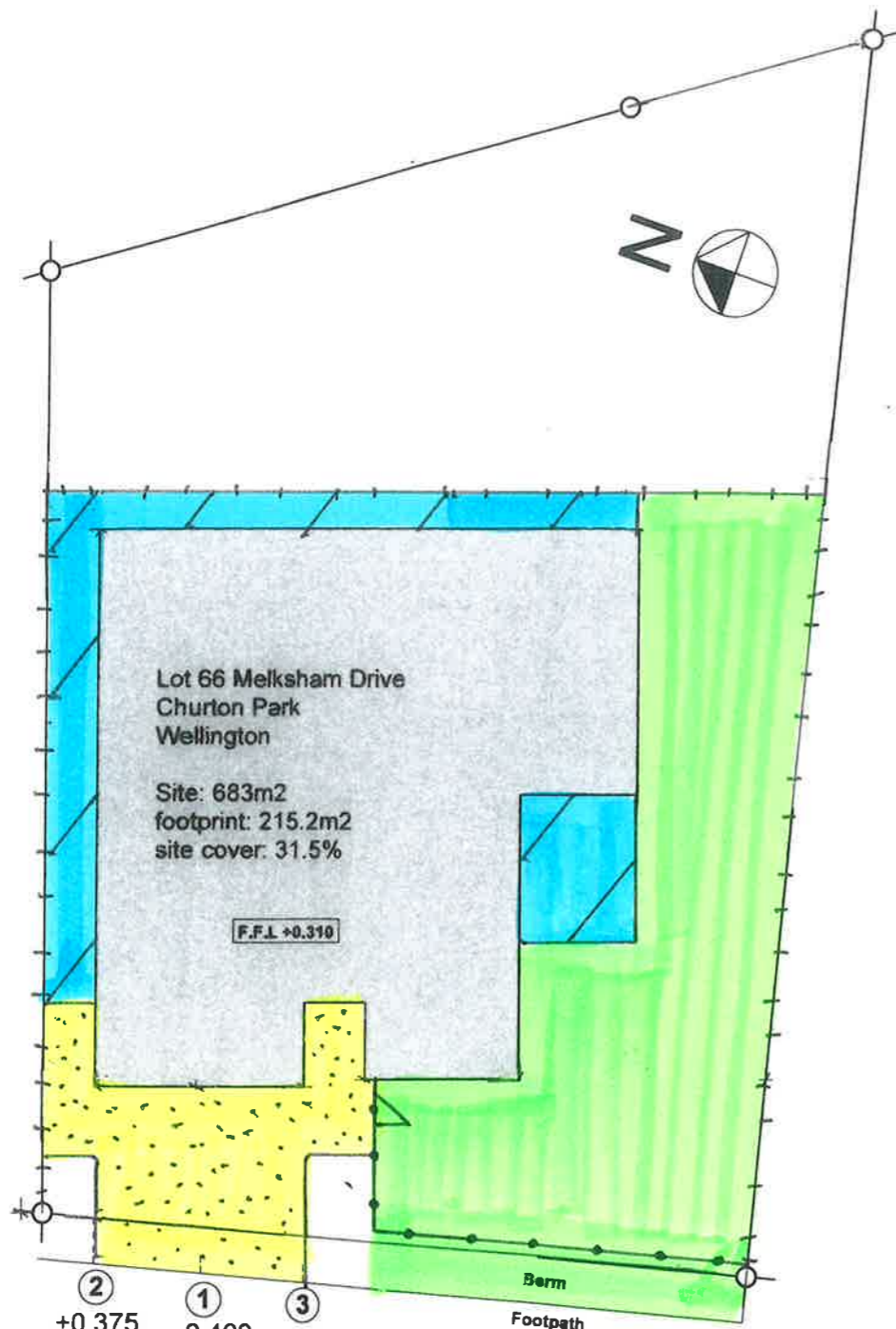








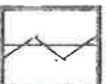



Proposed Property:
Lot 66 Melksham Drive
Churton Park
Wellington, 6037

Wind zone: Extra High
Earthquake zone: 3
Ground: D&E



SITE PLAN
scale 1:200

Melksham Drive

-  Exposed Concrete
-  Scribed Concrete
-  Brushed Concrete
-  Topsoil with SOE grass
-  Gate
-  Clothesline **TBC**
-  1.0M 50x50 Paling Fence (RS)
-  1.2M **75x75** Paling Fence (PG)
-  1.5M 150x25 Paling Fence (RS)
-  Retaining Wall

RUSSELL
PROPERTIES

Contact:
Mike Russell
0274 482233
Mike@russellproperties.co.nz

Drawn by:
VAR Design,
Vicky Russell
LBP No.: BP115030
Design Class: D1

Plan number: 454
Amendments:

Drawing title: **Site plan** **Date:** 12/04/2019

Drawing Number: **L 01** **Scale:** **1:200**