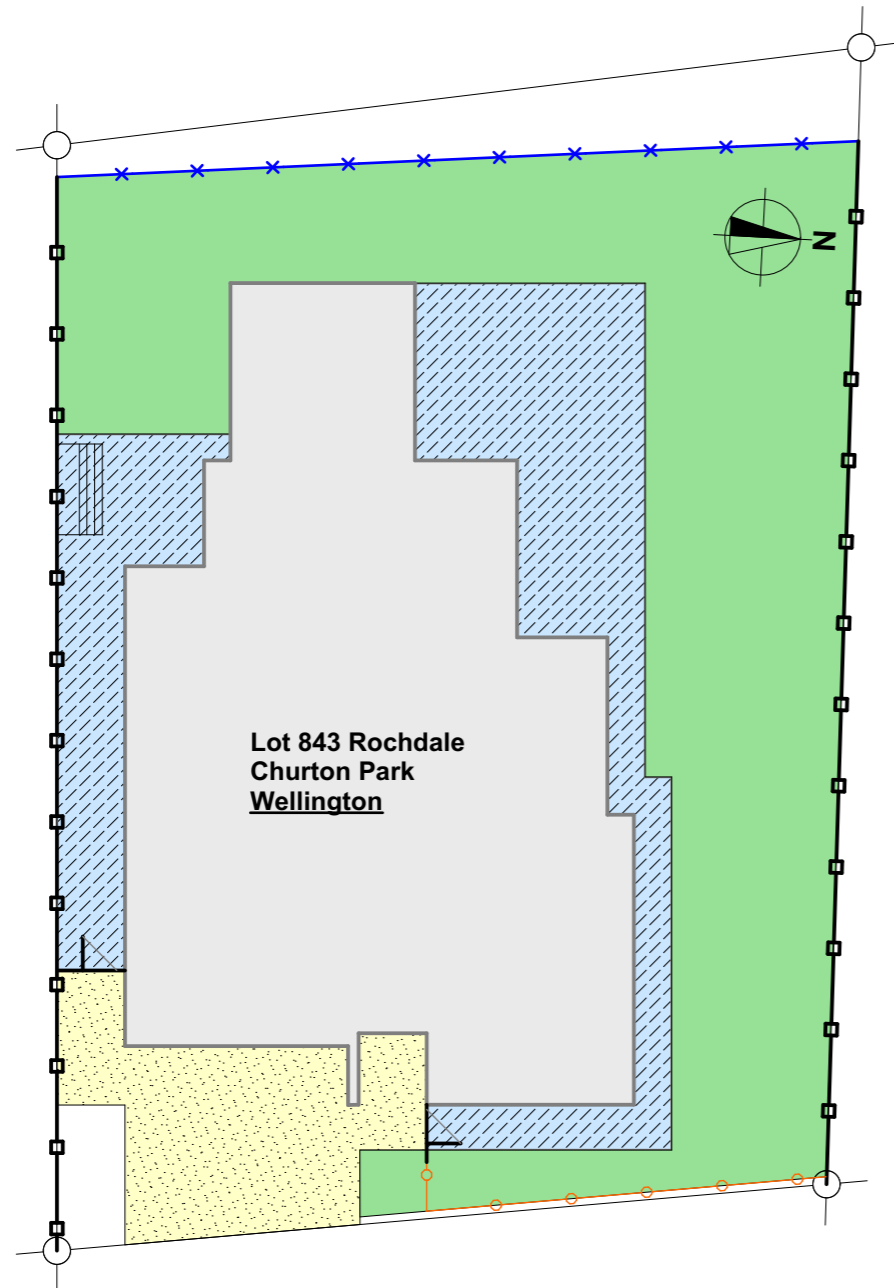











Proposed Property:

**Lot 843 Rochdale Drive  
Churton Park  
Wellington 6037**

Project #: 560



### Key

-  Exposed Concrete
-  Brushed Concrete
-  Topsoil with Hydroseed grass
-  Gate
-  Clothesline
-  1.2m 50 or 75 x 25 Paling Fence
-  1.5m 150 x 25 Paling Fence
-  1.0m 50 x 50 Balustrade Fence
-  Retaining Wall

Materials subject to supply.

All fences as built on site 6/8/2021

Amendments:

L 01

Issue Date: 8/09/2021

Landscape Plan

scale: 1:200